

#	USA State ↕	Total Cases ↕	New Cases ↕	Total Deaths ↕	New Deaths ↕	Total Recovered ↕	Active Cases ↕	Tot Cases/ 1M pop ↕	Deaths/ 1M pop ↕	Total Tests
	USA Total	38,231,787		643,112		30,390,669	7,198,006	115,503	1,943	563,3
1	<u>California</u> (/coronavirus/usa/california/)	4,192,095		64,932		2,215,150	1,912,013	106,096	1,643	78,1
2	<u>Texas</u> (/coronavirus/usa/texas/)	3,419,557		55,070		3,095,617	268,870	117,933	1,899	35,8
3	<u>Florida</u> (/coronavirus/usa/florida/)	3,039,988		41,937		2,321,270	676,781	141,541	1,953	34,4
4	<u>New York</u> (/coronavirus/usa/new-york/)	2,290,347		54,530		2,100,475	135,342	117,734	2,803	63,6
5	<u>Illinois</u> (/coronavirus/usa/illinois/)	1,477,465		26,197		1,374,030	77,238	116,595	2,067	27,9
6	<u>Georgia</u> (/coronavirus/usa/georgia/)	1,297,503		22,151		1,100,244	175,108	122,205	2,086	13,2
7	<u>Pennsylvania</u> (/coronavirus/usa/pennsylvania/)	1,265,092		28,130		1,196,786	40,176	98,820	2,197	15,5

Get free, personalized tips
to boost your retirement savings.

8										
9	<u>North Carolina</u> <u>(/coronavirus/usa/north-carolina/)</u>	1,138,263		14,005		1,047,722	76,536	108,529	1,335	15,2
10	<u>New Jersey</u> <u>(/coronavirus/usa/new-jersey/)</u>	1,067,758		26,731		995,863	45,164	120,213	3,010	14,9
11	<u>Michigan</u> <u>(/coronavirus/usa/michigan/)</u>	1,035,827		21,353		875,719	138,755	103,719	2,138	15,6
12	<u>Arizona</u> <u>(/coronavirus/usa/arizona/)</u>	976,471		18,508		894,149	63,814	134,154	2,543	5,4
13	<u>Tennessee</u> <u>(/coronavirus/usa/tennessee/)</u>	969,998		13,096		903,208	53,694	142,037	1,918	8,7
14	<u>Indiana</u> <u>(/coronavirus/usa/indiana/)</u>	813,046		14,214		748,435	50,397	120,769	2,111	11,7
15	<u>Massachusetts</u> <u>(/coronavirus/usa/massachusetts/)</u>	742,202		18,169		N/A	N/A	107,683	2,636	25,4
16	<u>Virginia</u> <u>(/coronavirus/usa/virginia/)</u>	731,287		11,638		N/A	N/A	85,676	1,363	11,1
17	<u>Missouri</u> <u>(/coronavirus/usa/missouri/)</u>	730,985		10,786		585,501	134,698	119,103	1,757	8,8
18	<u>Wisconsin</u> <u>(/coronavirus/usa/wisconsin/)</u>	712,751		8,356		N/A	N/A	122,415	1,435	9,6
19	<u>South Carolina</u> <u>(/coronavirus/usa/south-carolina/)</u>	676,431		10,182		585,823	80,426	131,379	1,978	9,0
20	<u>Alabama</u> <u>(/coronavirus/usa/alabama/)</u>	649,741		11,914		N/A	N/A	132,514	2,430	5,1
21	<u>Louisiana</u> <u>(/coronavirus/usa/louisiana/)</u>	643,993		11,851		N/A	N/A	138,529	2,549	9,0
22	<u>Minnesota</u> <u>(/coronavirus/usa/minnesota/)</u>	631,858		7,843		614,302	9,713	112,039	1,391	11,0
23	<u>Colorado</u> <u>(/coronavirus/usa/colorado/)</u>	597,281		7,327		529,358	60,596	103,717	1,272	3,3
24	<u>Kentucky</u> <u>(/coronavirus/usa/kentucky/)</u>	530,573		7,477		N/A	N/A	118,758	1,674	7,6
25	<u>Washington</u> <u>(/coronavirus/usa/washington/)</u>	526,670		6,378		240,688	279,604	69,163	838	9,2
26	<u>Oklahoma</u> <u>(/coronavirus/usa/oklahoma/)</u>	521,525		7,676		493,962	19,887	131,799	1,940	4,3
27	<u>Maryland</u> <u>(/coronavirus/usa/maryland/)</u>	483,641		9,916		11,165	462,560	79,998	1,640	11,6

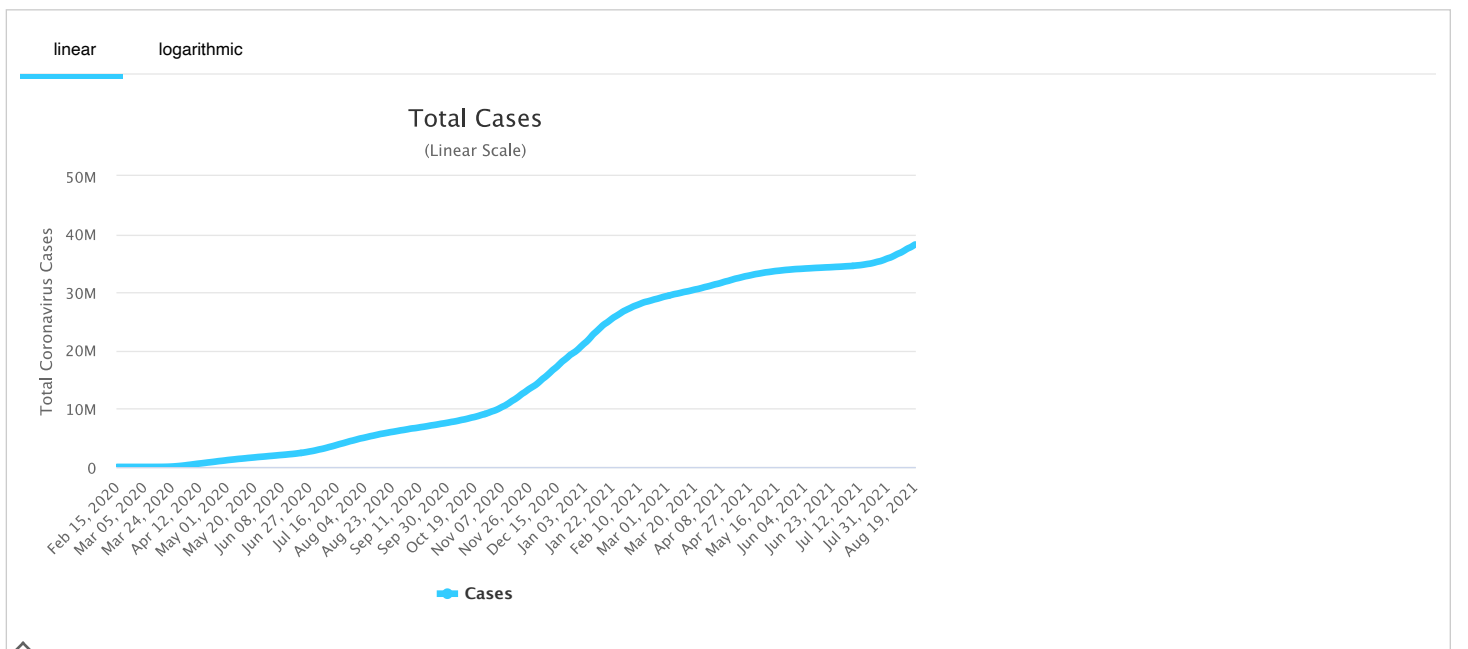
Get free, personalized tips
to boost your retirement savings.

28										
29	Arkansas (/coronavirus/usa/arkansas/)	429,100		6,581		397,618	24,901	142,189	2,181	4,3
30	Iowa (/coronavirus/usa/iowa/)	425,363		6,226		370,993	48,144	134,819	1,973	5,5
31	Mississippi (/coronavirus/usa/mississippi/)	401,201		7,937		336,849	56,415	134,805	2,667	3,2
32	Nevada (/coronavirus/usa/nevada/)	377,493		6,259		327,898	43,336	122,556	2,032	3,9
33	Connecticut (/coronavirus/usa/connecticut/)	365,425		8,330		342,368	14,727	102,495	2,336	10,2
34	Kansas (/coronavirus/usa/kansas/)	353,390		5,456		316,925	31,009	121,302	1,873	1,5
35	Oregon (/coronavirus/usa/oregon/)	250,835		2,994		206,532	41,309	59,471	710	6,0
36	Nebraska (/coronavirus/usa/nebraska/)	236,346		2,302		N/A	N/A	122,180	1,190	2,1
37	New Mexico (/coronavirus/usa/new-mexico/)	222,927		4,463		199,170	19,294	106,316	2,128	3,9
38	Idaho (/coronavirus/usa/idaho/)	212,327		2,281		118,683	91,363	118,813	1,276	1,5
39	West Virginia (/coronavirus/usa/west-virginia/)	176,608		3,001		165,432	8,175	98,545	1,675	3,2
40	Rhode Island (/coronavirus/usa/rhode-island/)	159,355		2,752		N/A	N/A	150,426	2,598	4,7
41	South Dakota (/coronavirus/usa/south-dakota/)	127,991		2,057		123,803	2,131	144,678	2,325	1,3
42	Montana (/coronavirus/usa/montana/)	121,877		1,752		116,856	3,269	114,034	1,639	1,5
43	Delaware (/coronavirus/usa/delaware/)	115,665		1,851		108,724	5,090	118,781	1,901	7
44	North Dakota (/coronavirus/usa/north-dakota/)	114,179		1,549		111,277	1,353	149,829	2,033	4
45	New Hampshire (/coronavirus/usa/new-hampshire/)	104,263		1,397		100,807	2,059	76,680	1,027	2,6
46	Alaska (/coronavirus/usa/alaska/)	79,038		404		67,750	10,884	108,043	552	2,6
47	Maine (/coronavirus/usa/maine/)	73,269		921		N/A	N/A	54,507	685	2,9

Get free, personalized tips
to boost your retirement savings.

48	(/coronavirus/usa/wyoming/)									
49	Hawaii (/coronavirus/usa/hawaii/)	53,598		558		N/A	N/A	37,855	394	1,9
50	District Of Columbia (/coronavirus/usa/district-of-columbia/)	53,162		1,155		34,985	17,022	75,327	1,637	1,7
51	Vermont (/coronavirus/usa/vermont/)	26,663		268		24,588	1,807	42,730	429	1,8
52	Puerto Rico	159,863		2,702		134,765	22,396	47,200	798	2,5
53	Guam	9,200		144		8,577	479			2
54	United States Virgin Islands	5,432		44		5,109	279			1
55	Northern Mariana Islands	183		2		N/A	N/A			
56	American Samoa	4				4	0			
57	US Military	333,339		409		309,980	22,950			
58	Veteran Affairs	301,278		13,280		274,865	13,133			4,4
59	Federal Prisons	55,500		249		N/A	N/A			1
60	Navajo Nation	32,148		1,394		30,342	412			3
61	Grand Princess Ship	122		7		115	0			
62	Wuhan Repatriated	3				3	0			
63	Diamond Princess Ship	46				46	0			
	Total:	38,231,787		643,112		30,390,669	7,198,006	115,503	1,943	563,3

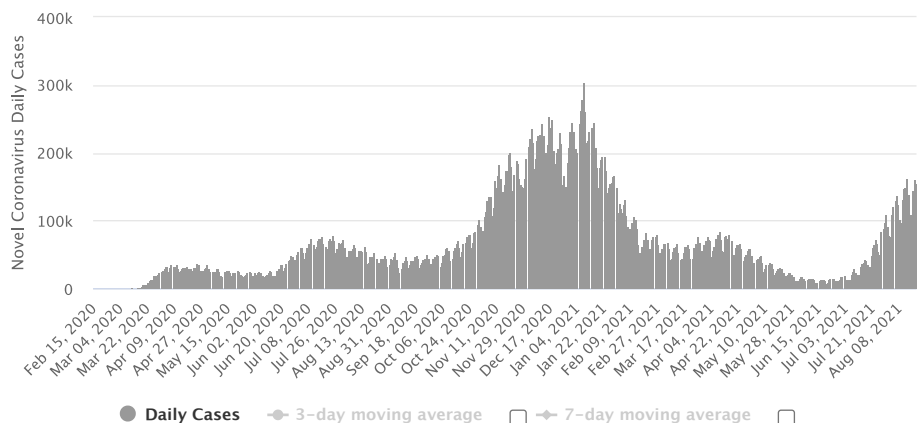
Total Coronavirus Cases in the United States



Get free, personalized tips
to boost your retirement savings.

Daily New Cases

Cases per Day
Data as of 0:00 GMT+0

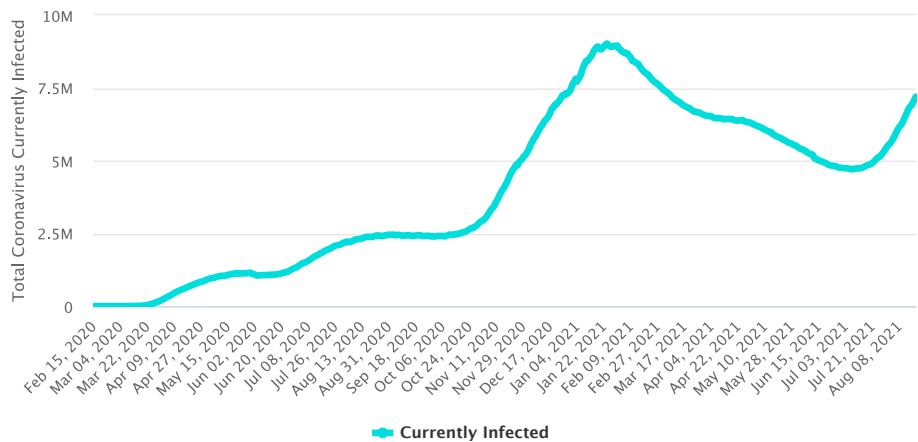


See also: [Daily Deaths Graph](#)

Active Cases in the United States

Active Cases

(Number of Infected People)

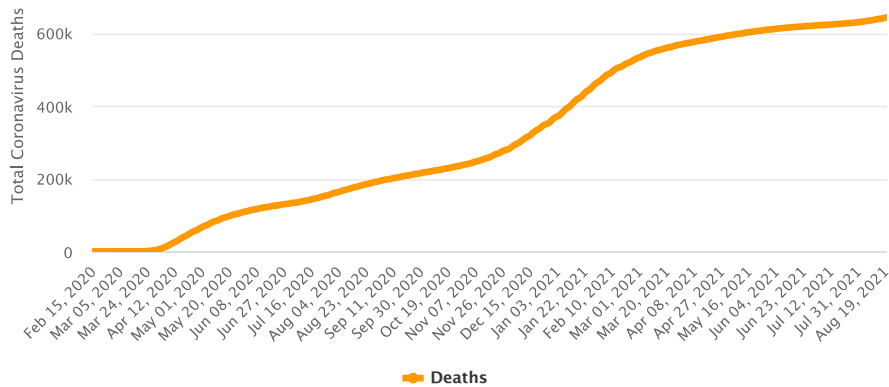


Total Coronavirus Deaths in the United States

linear

logarithmic

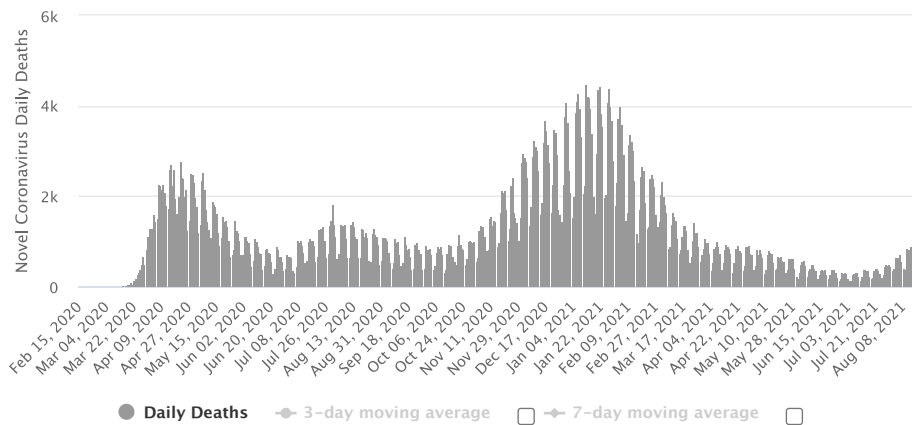
Get free, personalized tips
to boost your retirement savings.



Daily New Deaths in the United States

Daily Deaths

Deaths per Day
Data as of 0:00 GMT+8



See also: [Daily Cases Graph](#)

Latest News

August 19 (GMT)

Updates

- 154,917 new cases and 967 new deaths in [the United States \(/coronavirus/country/us/\)](#)

August 18 ✓

August 17 ✓

August 16 ✓

Get free, personalized tips
to boost your retirement savings.

[View More News](#) 

Historical account of the initial stages of the epidemic in the United States

Content:

- First 20 cases in the United States
- Progression of first suspected cases
- Timeline of initial events
- Sources for the historical account

First 20 cases in the United States

Information collected on the first 20 domestic cases (not including repatriated cases and Diamond Princess cruise ship evacuee cases) is presented in the table below:

State	Cases	Sex	Age	Date	Case #	Location	Source
Oregon	1			Feb. 29	17 th	Washington C.	
Washington	2			Feb. 29	18, 19 th		
	1	M	30s	Jan. 21	1 st	Snohomish	[7]
Illinois	1			Mar. 1	20 th		
	1	M	60s	Jan. 30	6 th	Chicago	[12]
	1	F	60s	Jan. 24	2 nd	Chicago	[8]
California	2	unkn.	unkn.	Jan. 26	3 rd , 4 th	Orange C., L.A.	[9]
	1	M	adult	Jan. 31	7 th	Santa Clara C.	[17][18]
	1	F	unkn.	Feb. 2	9 th	Santa Clara C.	
	1	M	57	Feb. 2	10 th	San Benito C.	
	1	F	57	Feb. 2	11 th	San Benito C.	
	1		65	Feb. 28	16 th	Santa Clara C.	
	1			Feb. 21	13 th	Humboldt C.	
	1			Feb. 21	14 th	Sacramento C.	
	1			Feb. 26	15 th	[Northern California]	
Massachusetts	1	M	20s	Feb. 1	8 th	Boston	[16]
Arizona	1	unkn.	student	Jan. 26	5 th	Maricopa County	
Wisconsin	1			Feb. 5	12 th	Madison	

Patients Under Investigation (PUI) in the United States

Get free, personalized tips
to boost your retirement savings.

As of Feb. 10:

<i>Number of U.S. States with PUI</i>	<i>36</i>
Positive	12
Negative	318
Pending (specimens awaiting testing)	68
TOTAL	398

As of Feb. 7:

<i>Number of U.S. States with PUI</i>	<i>36</i>
Positive	12
Negative	225
Pending (specimens awaiting testing)	100
TOTAL	337

As of Feb. 5:

<i>Number of U.S. States with PUI</i>	<i>36</i>
Positive	11
Negative	206
Pending (specimens awaiting testing)	76
TOTAL	293

As of Feb. 3:

<i>Number of U.S. States with PUI</i>	<i>36</i>
Positive	11
Negative	167
Pending (specimens awaiting testing)	82
TOTAL	260

As of January 31:

<i>Number of U.S. States with PUI</i>	<i>36</i>
Positive	6
Negative	114
Pending (specimens awaiting testing)	121
TOTAL	241

Previously, as of January 29, there were 92 suspected cases awaiting testing.

<i>Number of U.S. States with PUI</i>	<i>36</i>
Positive	5
Negative	68
Pending (specimens awaiting testing)	92
TOTAL	165



Get free, personalized tips to boost your retirement savings.

AS OF JAN. 31, the Wuhan coronavirus is officially a public health emergency in the United States. Alex Azar, secretary of the US Department of Health and Human Services (HHS), announced at a White House press briefing.

- **▲** On Jan. 31, the U.S. Centers for Disease Control and Prevention (CDC) **issued a federal quarantine for 14 days** affecting the 195 American evacuees from Wuhan, China. Starting Sunday, Feb. 2, U.S. citizens, permanent residents and immediate family who have visited China's Hubei province will undergo a **mandatory 14 days quarantine** and, if they have visited other parts of China, they would be screened at airports and asked to self-quarantine for 14 days. The last time the CDC had issued a quarantine was over 50 years ago in the 1960s, for smallpox.
- **▲** President Donald Trump signed an order on Jan. 31 for the U.S. to **deny entry to foreign nationals who traveled to China** within the preceding two weeks, aside from the immediate family of U.S. citizens.
- On Jan. 30, the CDC had confirmed the **first case of person to person transmission in the U.S.:** ^[12] the husband of the Chicago, Illinois case who had returned from Wuhan, China on Jan. 13 and who tested positive for the virus on Jan. 24).
- CDC stated on Jan. 30 that "It is likely there will be more cases of 2019-nCoV reported in the U.S. in the coming days and weeks, including more person-to-person spread." ^[12]
- The virus had been confirmed in **5 states**.
- On Jan. 31, **New York City** health officials vehemently denied the rumor regarding a coronavirus case in the city. ^[13] On Feb. 1, however, the city's health commissioner did report that there was a test being performed on a person under 40 who had returned from China, developed matching symptoms, and tested negative to the seasonal flu.
- **Most US patients had recently visited Wuhan.**
- All of the first five U.S. cases were described as **mild**.
- A study on the first US case of novel coronavirus detailed mild symptoms followed by pneumonia (https://www.cnn.com/2020/01/31/health/washington-coronavirus-study-nejm/index.html?utm_term=link&utm_medium=social&utm_content=2020-02-01T00)

U.S. Airlines suspended ALL flights between the U.S. and China

On Friday, January 31, Delta, American and United announced they would temporarily suspend all of their mainland China flights in response to the coronavirus outbreak. ^[14]

Prior to this January 31 announcement:

- **UNITED AIRLINES**
on Jan. 28 had announced it would cut 24 flights between the U.S. and China for the first week of February.
- **AMERICAN AIRLINES**
on Jan. 29 had announced it would suspend flights from Los Angeles to Shanghai and Beijing from Feb. 9 through March 27, 2020. It will maintain its flight schedules (10 daily A/R) from Dallas-Fort Worth to Shanghai and Beijing, as well as from Los Angeles and Dallas-Fort Worth to Hong Kong.
- **DELTA**
had not adjusted its schedule of direct flights from the U.S. to China. It is the only airline with direct flights to not take action so far.

The White House was considering issuing a ban on flights between the United States and China, as of late Jan. 28 ^[11]. Italy has announced on January 31 that it was suspending all flights to and from China following the first 2 cases of coronavirus in Italy.

Travel Alert: Do Not Travel to China

- The U.S. State Department on January 30 issued a **Level 4: Do Not Travel to China Alert** (<https://travel.state.gov/content/travel/en/traveladvisories/traveladvisories/china-travel-advisory.html>) ^[4] (the highest level of alert).
- Previously, on January 29, the advisory was set at a lower "Level 3: Reconsider Travel" advising not to travel to Hubei Province: (Level 4) and reconsider travel to the remainder of China (Level 3).
- The CDC on Jan. 28 issued a Level 3 Warning (<https://wwwnc.cdc.gov/travel/notices/warning/novel-coronavirus-china>), recommending that travelers **avoid all nonessential travel to China** ^[5].

Screening incoming passengers at 20 airports in the U.S.

Get free, personalized tips to boost your retirement savings.

Below is the complete list of airports where screening for the 2019 Novel Coronavirus (2019-nCoV) is in place.

- Los Angeles International (LAX)
- San Francisco International (SFO)
- Chicago O'Hare
- New York JFK
- Atlanta Hartsfield-Jackson International
- Houston George Bush Intercontinental
- Dallas-Fort Worth International
- San Diego International
- Seattle-Tacoma International
- Honolulu International
- Anchorage Ted Stevens International
- Minneapolis-St. Paul International
- Detroit Metropolitan
- Miami International
- Washington Dulles International
- Philadelphia International
- Newark Liberty International
- Boston Logan International
- El Paso International
- Puerto Rico's San Juan Airport

Sources for the historical account

1. Novel Coronavirus (2019-nCoV) situation reports (<https://www.who.int/emergencies/diseases/novel-coronavirus-2019/situation-reports/>) - World Health Organization (<https://www.who.int/>) (WHO)
2. 2019 Novel Coronavirus (2019-nCoV) in the U.S (<https://www.cdc.gov/coronavirus/2019-ncov/cases-in-us.html>) - U.S. Centers for Disease Control and Prevention (<https://www.cdc.gov/>) (CDC)
3. Symptoms of Novel Coronavirus (2019-nCoV) (<https://www.cdc.gov/coronavirus/2019-ncov/about/symptoms.html>) - CDC
4. China Travel Advisory (<https://travel.state.gov/content/travel/en/traveladvisories/traveladvisories/china-travel-advisory.html>) - U.S. State Department, accessed January 31, 2020.
5. Novel Coronavirus in China - Warning - Level 3, Avoid Nonessential Travel (<https://wwwnc.cdc.gov/travel/notices/warning/novel-coronavirus-china>) - CDC, January 28, 2020.
6. Public Health Screening to Begin at 3 U.S. Airports for 2019 Novel Coronavirus ("2019-nCoV") (<https://www.cdc.gov/media/releases/2020/p0117-coronavirus-screening.html>) - CDC January 17, 2020
7. First Travel-related Case of 2019 Novel Coronavirus Detected in United States (<https://www.cdc.gov/media/releases/2020/p0121-novel-coronavirus-travel-case.html>) - CDC, January 21, 2020
8. Second Travel-related Case of 2019 Novel Coronavirus Detected in United States (<https://www.cdc.gov/media/releases/2020/p0124-second-travel-coronavirus.html>) - CDC, January 24, 2020
9. CDC confirms additional cases of 2019 Novel Coronavirus in United States (<https://www.cdc.gov/media/releases/2020/s0126-coronavirus-new-cases.html>) - CDC, January 26, 2020
10. 2019 Novel Coronavirus (2019-nCoV) in the U.S. (<https://www.cdc.gov/coronavirus/2019-ncov/cases-in-us.html>) - CDC, Updated January 29, 2020

**Get free, personalized tips
to boost your retirement savings.**

13. NYC Officials Deny Report Of Coronavirus Amid Confusion (<https://www.forbes.com/sites/sergeikobrikov/2020/01/31/nyc-officials-deny-report-of-coronavirus-amid-confusion/#351e47b5652c>) - Forbes, Jan. 31, 2020
14. Delta, American, United to suspend all China mainland flights as coronavirus crisis grows (<https://eu.usatoday.com/story/travel/2020/01/31/coronavirus-china-flight-ban-delta-cuts-all-flights-white-house/4620989002/>) - USA Today, Jan. 31, 2020
15. Secretary Azar Declares Public Health Emergency for United States for 2019 Novel Coronavirus (<https://www.hhs.gov/about/news/2020/01/31/secretary-azar-declares-public-health-emergency-us-2019-novel-coronavirus.html>) - U.S. Department of Health and Human Services (HHS), Jan. 31, 2020
16. Man returning from Wuhan, China is first case of 2019 Novel Coronavirus confirmed in Massachusetts (<https://www.mass.gov/news/man-returning-from-wuhan-china-is-first-case-of-2019-novel-coronavirus-confirmed-in>) - Massachusetts Department of Public Health, Feb. 1, 2020
17. County of Santa Clara Public Health Department Reports First Case of Novel (new) Coronavirus (<https://www.sccgov.org/sites/phd/news/Pages/novel-coronavirus-1-31-2020.aspx>) - Santa Clara County Public Health, Jan. 31, 2020
18. Coronavirus: First case confirmed in Santa Clara County (<https://www.mercurynews.com/2020/01/31/santa-clara-coronavirus/>) - Mercury News, Jan. 31, 2020

Get free, personalized tips
to boost your retirement savings.



Get free, personalized tips
to boost your retirement savings.



Get free, personalized tips
to boost your retirement savings.

worldometer (/)

[about \(/about/\)](#) | [faq \(/faq/\)](#) | [languages \(/languages/\)](#) | [contact \(/contact/\)](#) | [report coronavirus cases \(/report_us/\)](#)



[\(/newsletter-subscribe/\)](#)



[\(/https://twitter.com/Worldometers\)](https://twitter.com/Worldometers)



[\(/https://www.facebook.com/Worldometers.info\)](https://www.facebook.com/Worldometers.info)

© Copyright Worldometers.info - All rights reserved - Disclaimer & Privacy Policy (/disclaimer/)

